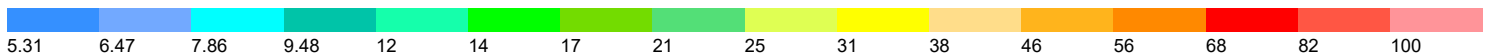



150' x 200' Outdoor Riding Arena
10 30' Poles and 12 fixtures
20fc - 1.84 Max/Min



This photometric report will be generated using methods recommended by the Illuminating Engineering Society of North America (IESNA). The calculations in this report will be based on data provided by a third party. The accuracy of this photometric report is dependent on the accuracy of the data provided. Enduser environment and application (including, but not limited to voltage variation and dirt accumulation) can cause actual photometric performance to differ from the performance calculated using the data provided. This report will be provided without warranty as to accuracy, completeness, reliability, or otherwise. In no event will Access Fixtures be responsible for any loss resulting from any use of this report.

Content

Outdoor Riding Arena


Luminaire list.....	3
Site 1	
Luminaire layout plan.....	4
Arena	
Workplane (Arena) / Perpendicular illuminance (adaptive).....	5
Outer zone	
Workplane (Outer zone) / Perpendicular illuminance (adaptive).....	9

Outdoor Riding Arena

Quantity	Luminaire (Luminous emittance)		
2	<p>APTI 750 AF72XFLD750-T5V1-V5 5000K- Flood Light Luminous emittance 1 Fitting: 1xV5 5000K Light output ratio: 100.84% Lamp luminous flux: 96460 lm Luminaire luminous flux: 97272 lm Power: 767.9 W Luminous efficacy: 126.7 lm/W</p> <p>Colorimetric data 1x: CCT 3000 K, CRI 100</p>	<p>See our luminaire catalog for an image of the luminaire.</p>	
10	<p>APTI 900 AF72XFLE900-T4M2-V5 5000K- Area Light Luminous emittance 1 Fitting: 1xV5 5000K Light output ratio: 99.81% Lamp luminous flux: 101570 lm Luminaire luminous flux: 101378 lm Power: 919.1 W Luminous efficacy: 110.3 lm/W</p> <p>Colorimetric data 1x: CCT 3000 K, CRI 100</p>	<p>See our luminaire catalog for an image of the luminaire.</p>	

Total lamp luminous flux: 1208620 lm, Total luminaire luminous flux: 1208324 lm, Total Load: 10726.8 W, Luminous efficacy: 112.6 lm/W

Site 1



APTI 900 AF72XFLE900-T4M2-V5 5000K-Area Light

No.	X [ft]	Y [ft]	Mounting height [ft]	Light loss factor
1	75.000	-1.500	30.000	0.80
2	125.000	-1.500	30.000	0.80
3	-1.499	75.000	30.000	0.80
4	201.500	75.000	30.000	0.80
5	-1.499	-1.500	30.000	0.80
6	-1.500	151.500	30.000	0.80
7	201.499	151.500	30.000	0.80
8	201.501	-1.500	30.000	0.80
9	125.000	151.500	30.000	0.80
10	75.000	151.500	30.000	0.80

APTI 750 AF72XFLD750-T5V1-V5 5000K-Flood Light

No.	X [ft]	Y [ft]	Mounting height [ft]	Light loss factor
11	-1.499	75.000	32.000	0.80
12	201.500	75.000	32.000	0.80

Workplane (Arena) / Perpendicular illuminance (adaptive)



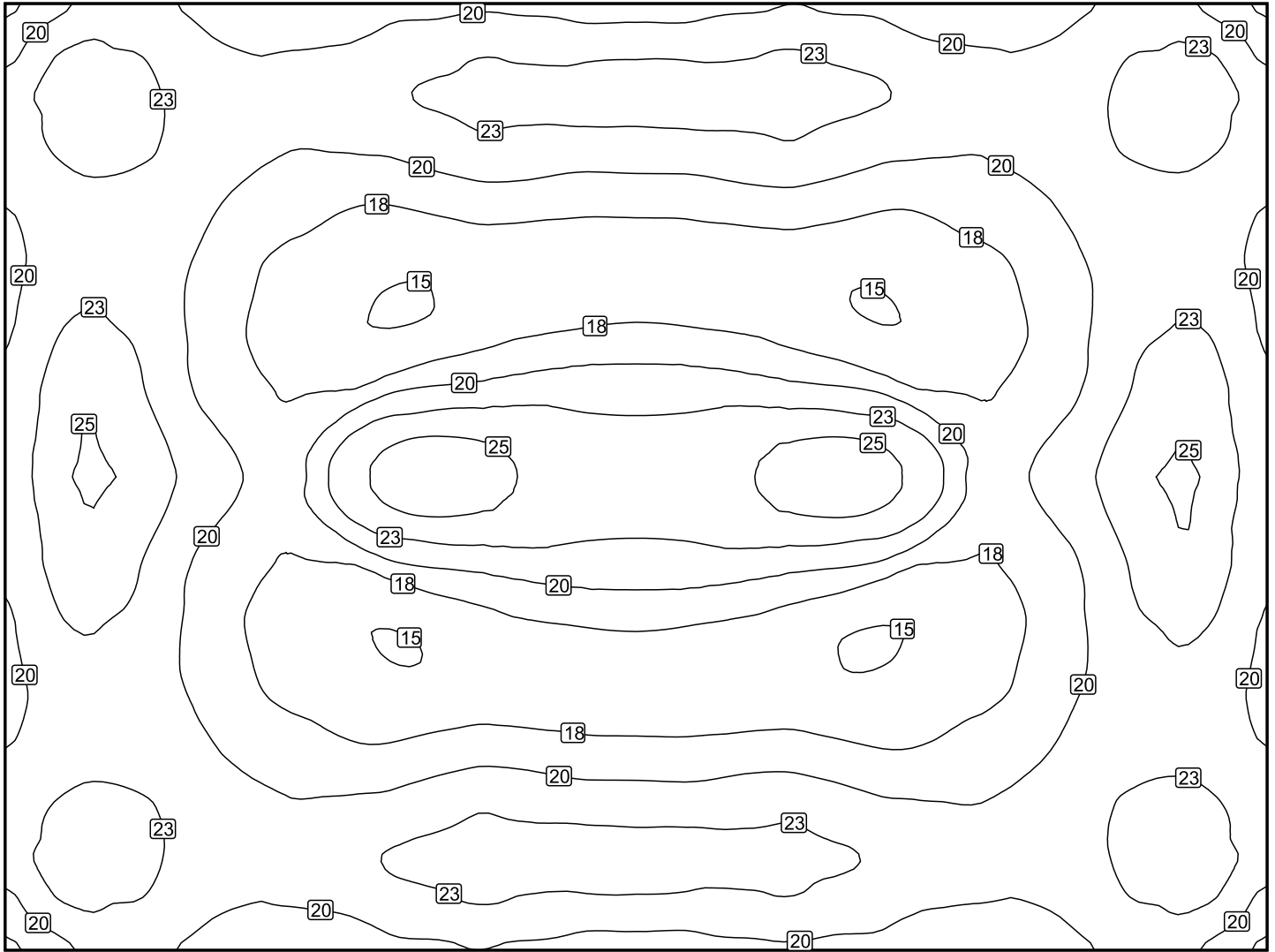
Workplane (Arena): Perpendicular illuminance (adaptive) (Surface)

Light scene: Light scene 1

Average: 20.4 fc, Min: 14.7 fc, Max: 27.0 fc, Mean/Min: 1.39, Max/Min: 1.84

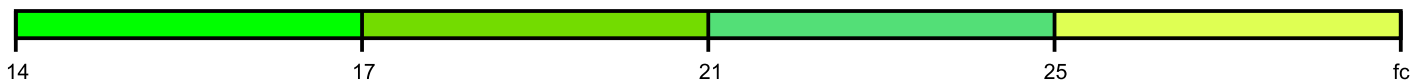

Height: 0.000 ft, Wall zone: 0.000 ft

Isolines [fc]



Scale: 1 : 322

False colors [fc]



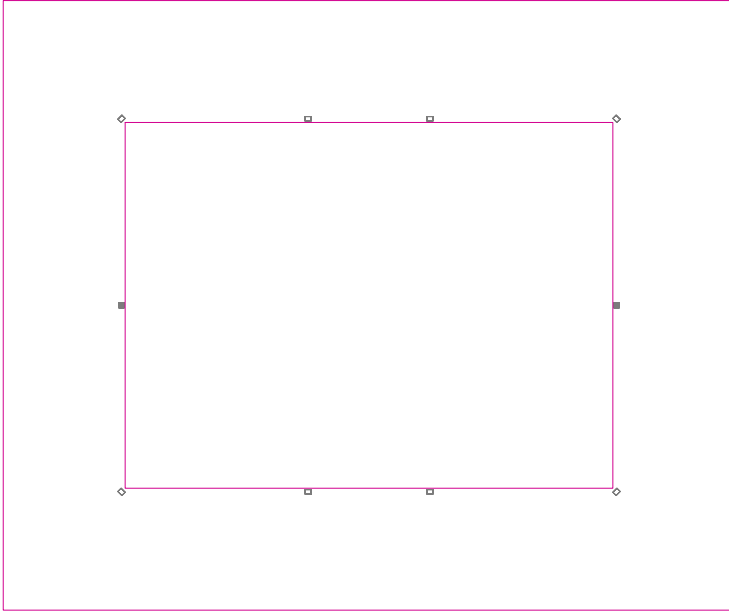
Scale: 1 : 322

Value grid [fc]

+21	+22	+21	+20	+20	+21	+22	+21	+21	+21	+22	+21	+20	+20	+21	+22	+21
+23	+24	+22	+21	+21	+22	+23	+23	+23	+23	+24	+23	+21	+21	+22	+24	+23
+21	+22	+21	+20	+19	+19	+20	+19	+19	+19	+20	+19	+19	+20	+21	+22	+21
+21	+22	+20	+18	+16	+16	+16	+16	+16	+16	+16	+16	+16	+18	+20	+22	+21
+22	+23	+20	+17	(15)	(15)	+17	+18	+18	+18	+17	(15)	(15)	+17	+20	+22	+21
+23	+24	+20	+18	+18	+22	+22	+22	+22	+22	+22	+22	+18	+18	+20	+24	+22
+23	+25	+22	+20	+23	(27)	+26	+24	+24	+24	+26	(27)	+23	+20	+22	+25	+23
+22	+24	+20	+18	+18	+22	+22	+22	+22	+22	+22	+22	+18	+18	+20	+24	+23
+21	+22	+20	+17	(15)	(15)	+17	+18	+18	+18	+17	(15)	(15)	+17	+20	+23	+22
+21	+22	+20	+18	+16	+16	+16	+16	+16	+16	+16	+16	+16	+18	+20	+22	+21
+21	+22	+21	+20	+19	+19	+20	+19	+19	+19	+20	+19	+19	+20	+21	+22	+21
+23	+24	+22	+21	+21	+23	+24	+23	+23	+23	+23	+22	+21	+21	+22	+24	+23
+21	+22	+21	+20	+20	+21	+22	+21	+21	+21	+22	+21	+20	+20	+21	+22	+21

Scale: 1 : 322

Workplane (Outer zone) / Perpendicular illuminance (adaptive)



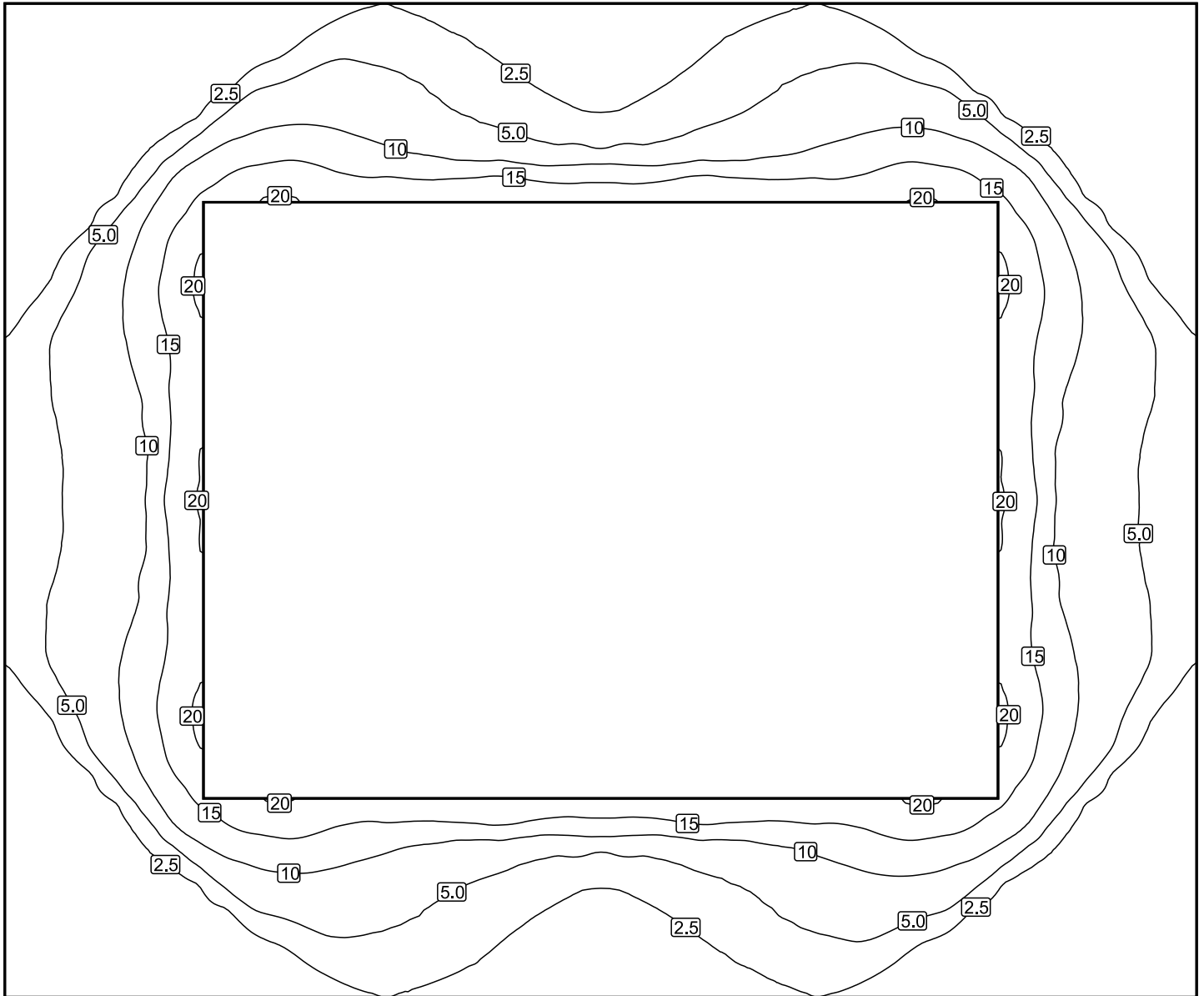
Workplane (Outer zone): Perpendicular illuminance (adaptive) (Surface)

Light scene: Light scene 1

Average: 6.27 fc, Min: 0.14 fc, Max: 20.9 fc, Mean/Min: 43.3, Max/Min: 144

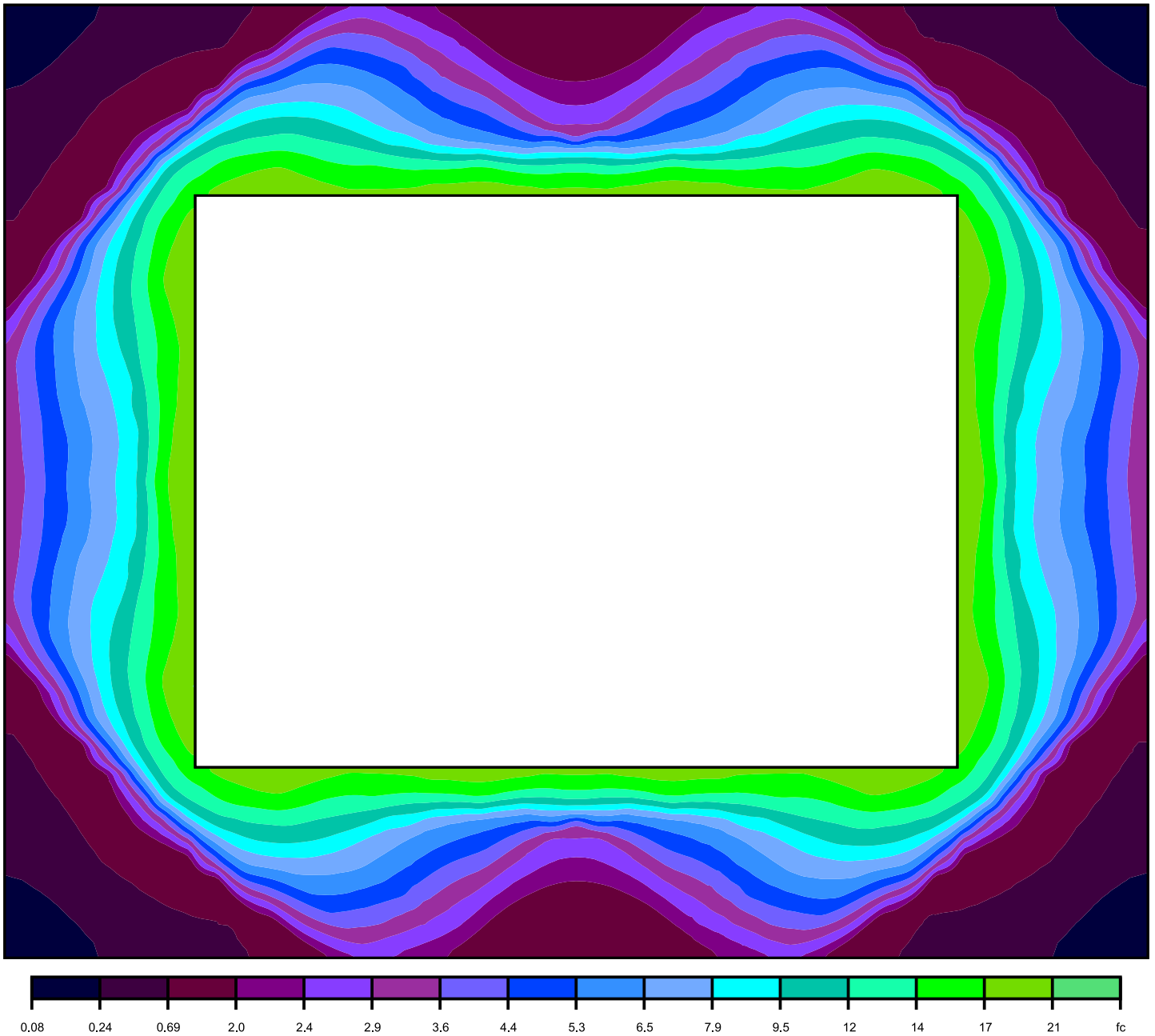
Height: 0.000 ft, Wall zone: 0.000 ft

Isolines [fc]




Scale: 1 : 483

False colors [fc]



Scale: 1 : 483

Value grid [fc]



Scale: 1 : 483