



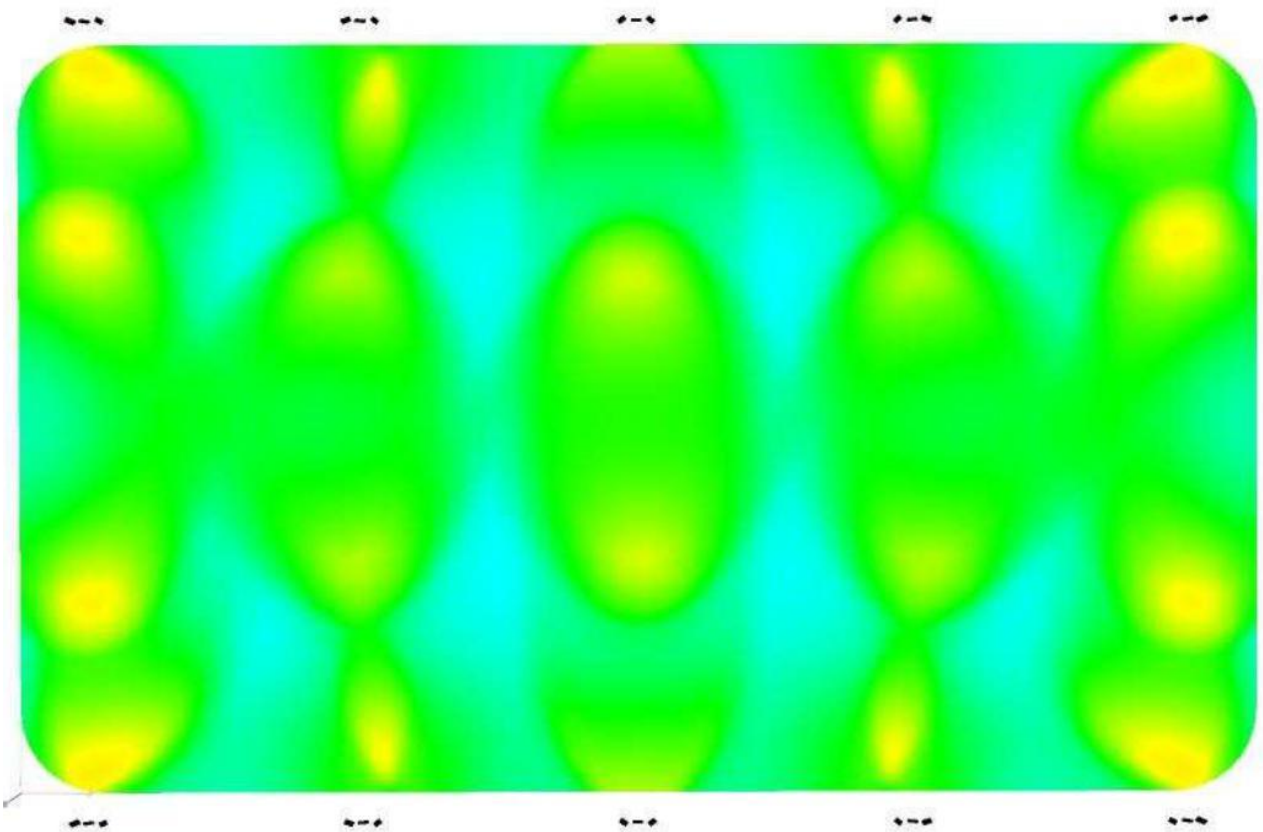
AccessFixtures.com 800.468.9925 Sales@AccessFixtures.com

Outdoor Riding Arena - 240' x 145'

16 APTA 320s, 8 APTI 450s & 6 APTI 600s

10 30' Poles

25 fc - 2.93 Max/Min

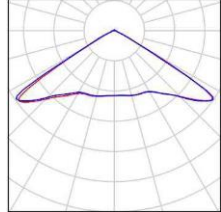


The simulation and result is based on an ideal environment, the actual lighting performance may be affected by actual environment. The lighting simulation is for reference only.:

Arena 25 FC / Luminaire parts list

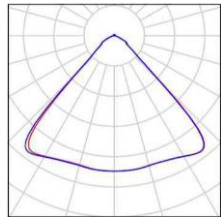
8 Pieces APTA 320 - 120D
Luminous flux (Luminaire): 38760 lm
Luminous flux (Lamps): 38760 lm
Luminaire Wattage: 323 W
Luminaire classification according to CIE: 99
CIE flux code: 38 91 99 99 100

See our luminaire catalog
for an image of the
luminaire.



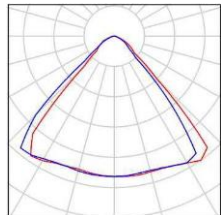
8 Pieces APTA 320 - 90D
Luminous flux (Luminaire): 38760 lm
Luminous flux (Lamps): 38760 lm
Luminaire Wattage: 323 W
Luminaire classification according to CIE: 99
CIE flux code: 72 95 99 99 100

See our luminaire catalog
for an image of the
luminaire.



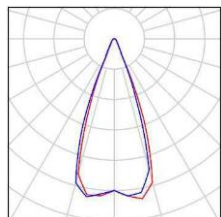
4 Pieces APTI 450 - 90D
Luminous flux (Luminaire): 58200 lm
Luminous flux (Lamps): 58200 lm
Luminaire Wattage: 485 W
Luminaire classification according to CIE: 100

See our luminaire catalog
for an image of the
luminaire.



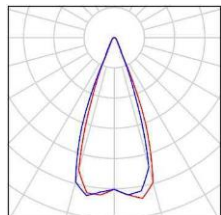
4 Pieces APTI 450 - 40D
Luminous flux (Luminaire): 58200 lm
Luminous flux (Lamps): 58200 lm
Luminaire Wattage: 485 W
Luminaire classification according to CIE: 100
CIE flux code: 90 96 99 100 101

See our luminaire catalog
for an image of the
luminaire.

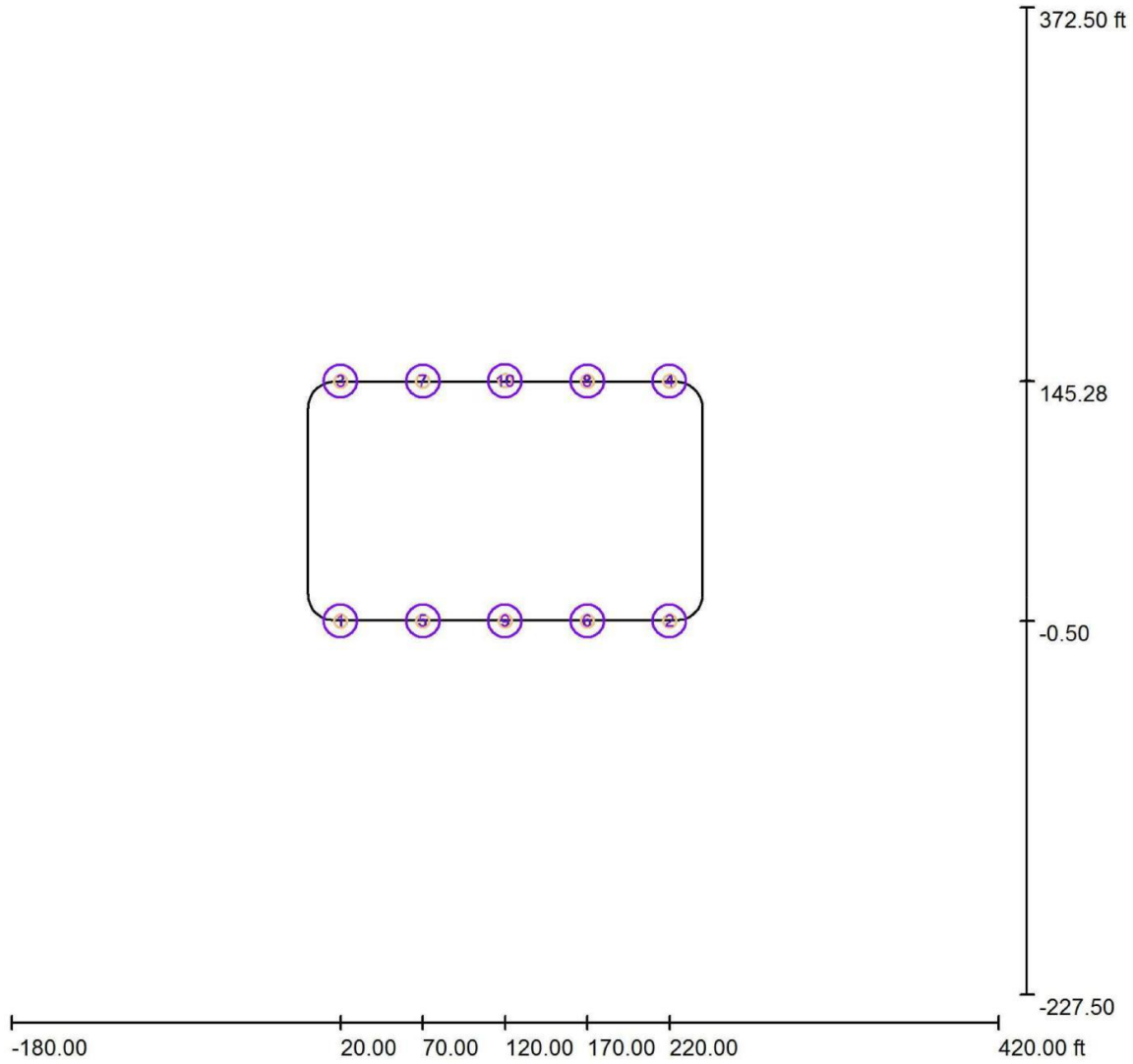


6 Pieces APTI 600 - 40D
Luminous flux (Luminaire): 77400 lm
Luminous flux (Lamps): 77400 lm
Luminaire Wattage: 645 W
Luminaire classification according to CIE: 100
CIE flux code: 90 96 99 100 101

See our luminaire catalog
for an image of the
luminaire.



Arena 25 FC / Pole Positions (Coordinates List)



Scale 1 : 1308

List of the Pole Positions

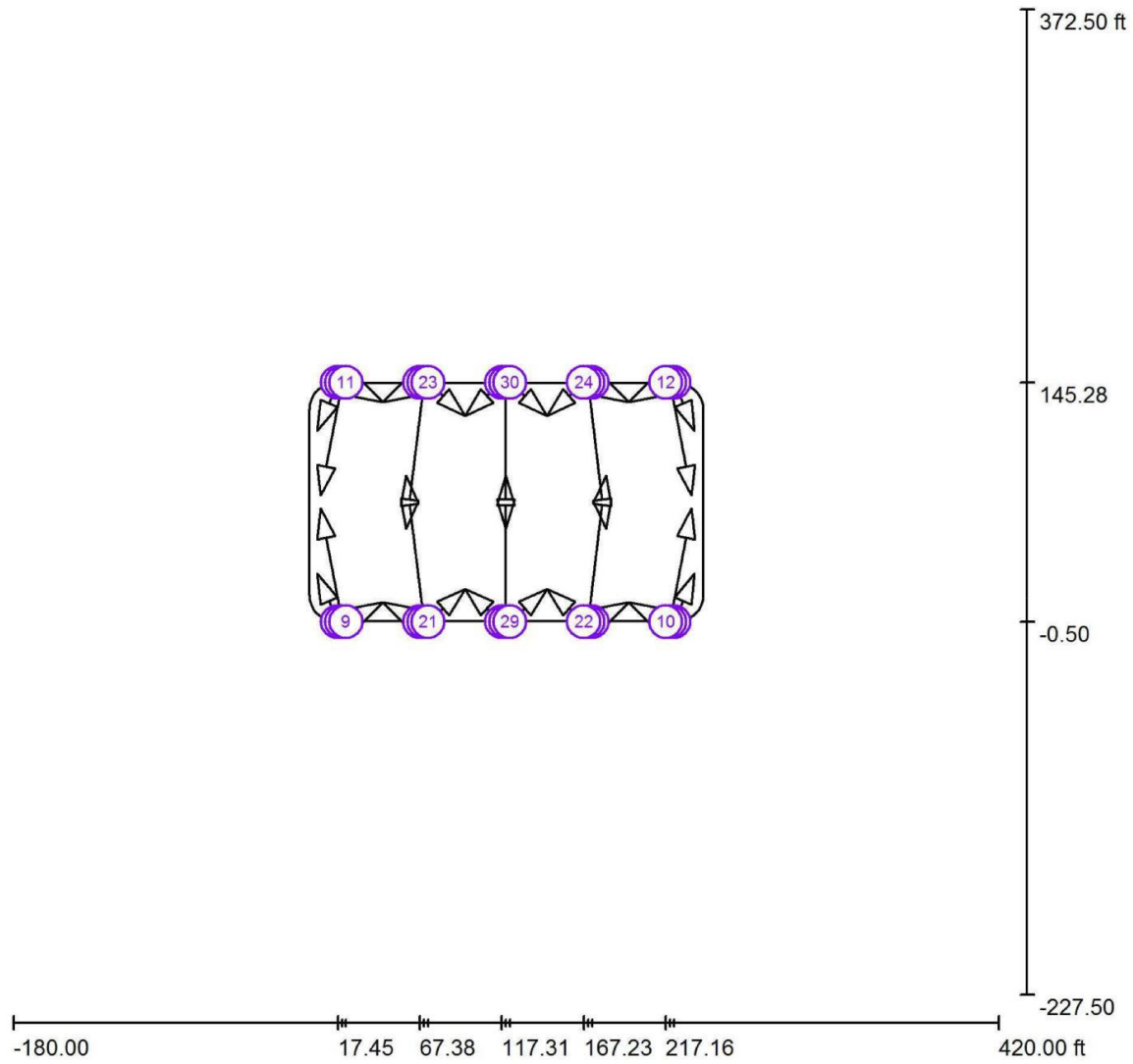
No.	Designation	Position [ft]		
		X	Y	Z
1	Pole #1	20.000	-0.500	0.000
2	Pole #2	220.000	-0.500	0.000
3	Pole #3	20.000	145.280	0.000
4	Pole #4	220.000	145.280	0.000

Arena 25 FC / Pole Positions (Coordinates List)

List of the Pole Positions

No.	Designation	Position [ft]		
		X	Y	Z
5	Pole #5	70.000	-0.500	0.000
6	Pole #6	170.000	-0.500	0.000
7	Pole #7	70.000	145.280	0.000
8	Pole #8	170.000	145.280	0.000
9	Pole #9	120.000	-0.500	0.000
10	Pole #10	120.000	145.500	0.000

Arena 25 FC / Sport Luminaires (Coordinates List)



Scale 1 : 1308

List of the Sport Luminaires

Luminaire	Index	Position [ft]			Aiming Point [ft]			Angle [°]	Alignment	Pole
		X	Y	Z	X	Y	Z			
APTI 450 - 90D	1	17.454	-0.499	32.000	4.921	28.871	0.000	45.1	(C 0.0°, G 0.0°)	Pole #1
APTI 450 - 90D	2	222.189	-0.499	32.000	234.722	28.871	0.000	45.1	(C 0.0°, G 0.0°)	Pole #2
APTI 450 - 90D	3	17.454	145.280	32.000	4.921	115.911	0.000	45.1	(C 0.0°, G 0.0°)	Pole #3
APTI 450 - 90D	4	222.189	145.280	32.000	234.722	115.911	0.000	45.1	(C 0.0°, G 0.0°)	Pole #4

Arena 25 FC / Sport Luminaires (Coordinates List)

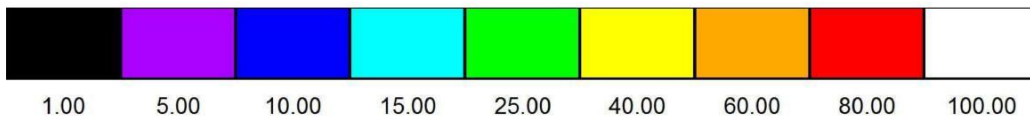
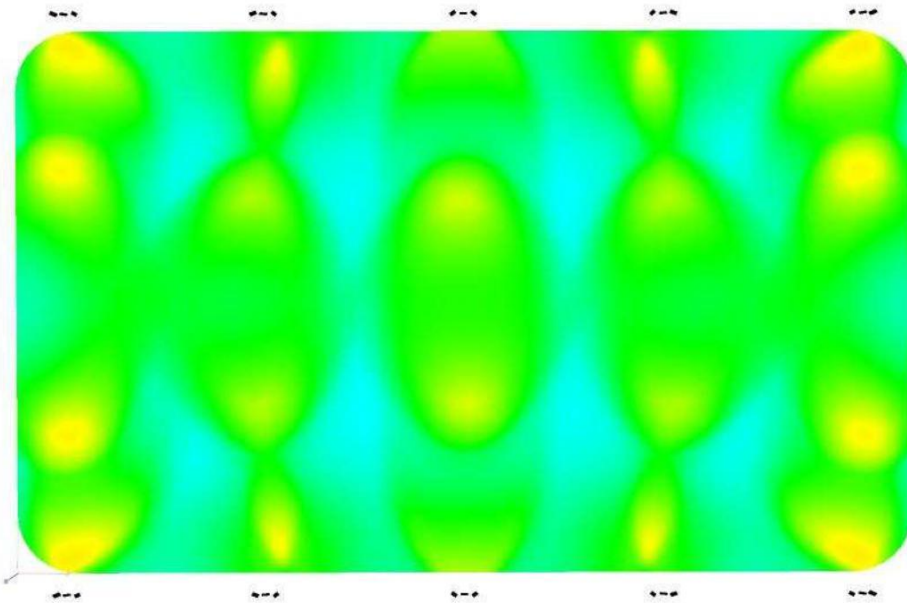
List of the Sport Luminaires

Luminaire	Index	Position [ft]			Aiming Point [ft]			Angle [°]	Alignment	Pole
		X	Y	Z	X	Y	Z			
APTI 450 - 40D	5	19.970	-0.499	32.000	6.890	68.419	0.000	24.5	(C 0.0°, G 0.0°)	Pole #1
APTI 450 - 40D	6	219.673	-0.499	32.000	232.753	68.419	0.000	24.5	(C 0.0°, G 0.0°)	Pole #2
APTI 450 - 40D	7	19.970	145.280	32.000	6.890	76.362	0.000	24.5	(C 0.0°, G 0.0°)	Pole #3
APTI 450 - 40D	8	219.673	145.280	32.000	232.753	76.362	0.000	24.5	(C 0.0°, G 0.0°)	Pole #4
APTA 320 - 120D	9	22.487	-0.499	32.000	44.947	11.383	0.000	51.5	(C 0.0°, G 0.0°)	Pole #1
APTA 320 - 120D	10	217.156	-0.499	32.000	194.696	11.383	0.000	51.5	(C 0.0°, G 0.0°)	Pole #2
APTA 320 - 120D	11	22.487	145.280	32.000	44.947	133.399	0.000	51.5	(C 0.0°, G 0.0°)	Pole #3
APTA 320 - 120D	12	217.156	145.280	32.000	194.696	133.399	0.000	51.5	(C 0.0°, G 0.0°)	Pole #4
APTA 320 - 90D	13	67.378	-0.499	32.000	44.947	11.383	0.000	51.6	(C 0.0°, G 0.0°)	Pole #5
APTA 320 - 90D	14	172.265	-0.499	32.000	194.696	11.383	0.000	51.6	(C 0.0°, G 0.0°)	Pole #6
APTA 320 - 90D	15	67.378	145.280	32.000	44.947	133.399	0.000	51.6	(C 0.0°, G 0.0°)	Pole #7
APTA 320 - 90D	16	172.265	145.280	32.000	194.696	133.399	0.000	51.6	(C 0.0°, G 0.0°)	Pole #8
APTI 600 - 40D	17	69.894	-0.499	32.000	59.054	88.582	0.000	19.6	(C 0.0°, G 0.0°)	Pole #5
APTI 600 - 40D	18	169.749	-0.499	32.000	180.588	88.582	0.000	19.6	(C 0.0°, G 0.0°)	Pole #6
APTI 600 - 40D	19	69.894	145.280	32.000	59.054	56.200	0.000	19.6	(C 0.0°, G 0.0°)	Pole #7
APTI 600 - 40D	20	169.749	145.280	32.000	180.588	56.200	0.000	19.6	(C 0.0°, G 0.0°)	Pole #8
APTA 320 - 90D	21	72.411	-0.499	32.000	94.848	19.685	0.000	46.7	(C 0.0°, G 0.0°)	Pole #5
APTA 320 - 90D	22	167.232	-0.499	32.000	144.795	19.685	0.000	46.7	(C 0.0°, G 0.0°)	Pole #6
APTA 320 - 90D	23	72.411	145.280	32.000	94.848	125.097	0.000	46.7	(C 0.0°, G 0.0°)	Pole #7
APTA 320 - 90D	24	167.232	145.280	32.000	144.795	125.097	0.000	46.7	(C 0.0°, G 0.0°)	Pole #8
APTA 320 - 120D	25	117.305	-0.499	32.000	94.848	19.685	0.000	46.7	(C 0.0°, G 0.0°)	Pole #9
APTA 320 - 120D	26	117.305	145.280	32.000	94.848	125.097	0.000	46.7	(C 0.0°, G 0.0°)	Pole #10
APTI 600 - 40D	27	119.818	-0.499	32.000	119.818	88.582	0.000	19.8	(C 0.0°, G 0.0°)	Pole #9


APTI 600 - 40D	28	119.818	145.280	32.000	119.818	56.200	0.000	19.8	(C 0.0°, G 0.0°)	Pole #10
APTA 320 - 120D	29	122.334	-0.499	32.000	144.782	19.685	0.000	46.7	(C 0.0°, G 0.0°)	Pole #9
APTA 320 - 120D	30	122.334	145.280	32.000	144.782	125.097	0.000	46.7	(C 0.0°, G 0.0°)	Pole #10

▲
Page 5

Arena 25 FC / False Color Rendering



Arena 25 FC / Arena at Ground Level / Value Chart (E, Horizontal)



Values in Footcandles, Scale 1 : 523

Not all calculated values could be displayed.

Position of surface in external scene:

Marked point:

(224.000 ft, 0.000 ft, 0.000 ft)



Grid: 128 x 128 Points

E_{av} [fc]
25


E_{min} [fc]
15

E_{max} [fc]
44

u_0
0.608

E / E
min max
0.341

Arena 25 FC / Arena at 5' Above Ground Level / Value Chart (E, Horizontal)



Values in Footcandles, Scale 1 : 523

Not all calculated values could be displayed.

Position of surface in external scene:

Marked point:

(224.000 ft, 0.000 ft, 5.000 ft)



Grid: 128 x 128 Points

E_{av} [fc]
26


E_{min} [fc]
13

E_{max} [fc]
58

u_0
0.513

E / E
min max
0.229


Arena 25 FC / Trespass Readings Out / Value Chart (E, Horizontal)



Values in Footcandles, Scale 1 : 1430

Not all calculated values could be displayed.

Position of surface in external scene:
Marked point:
(-180.000 ft, -227.500 ft, 0.000 ft)



Grid: 128 x 128 Points

E_{av} [fc]
3.69

E_{min} [fc]
0.04

E_{max} [fc]
43

u_0
0.010

E / E
min max
0.001